

# Maryland

As of September 2024

### Overview

People in every state struggle to exercise economic and political control over their lives, Maryland ranked 8th in the Dēmos Power Scorecard. For more insight into Maryland's economic and socio-political conditions, see below.

Each state scorecard and associated data can be downloaded separately.

6M  
STATE POPULATION

53%  
POPULATION OF COLOR

### AGGREGATE CONDITIONS

57/120 **TOP 20%**  
RANK: 8TH OUT OF 50

### ECONOMIC CONDITIONS

24/60 **TOP 40%**  
RANK: 15TH OUT OF 50

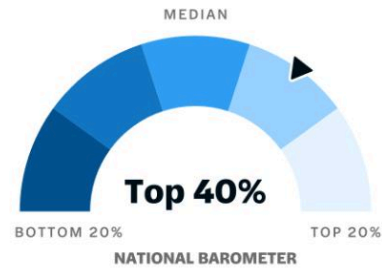
### SOCIO-POLITICAL CONDITIONS

33/60 **TOP 20%**  
RANK: 5TH OUT OF 50

## Economic Conditions

Economic conditions refer to individual's and communities' financial well-being and the factors that impact it.

24/60 **TOP 40%**  
RANK: 15TH OUT OF 50



### ECONOMIC SECURITY

The ability to meet daily needs and sustain a comfortable standard of living.

12/30 **TOP 40%**  
RANK: 19TH OUT OF 50



- Immediate Security
- Future Resilience
- Enabling Context

### ECONOMIC MOBILITY

The ability to improve economic situation over time.

12/30 **TOP 40%**  
RANK: 12TH OUT OF 50

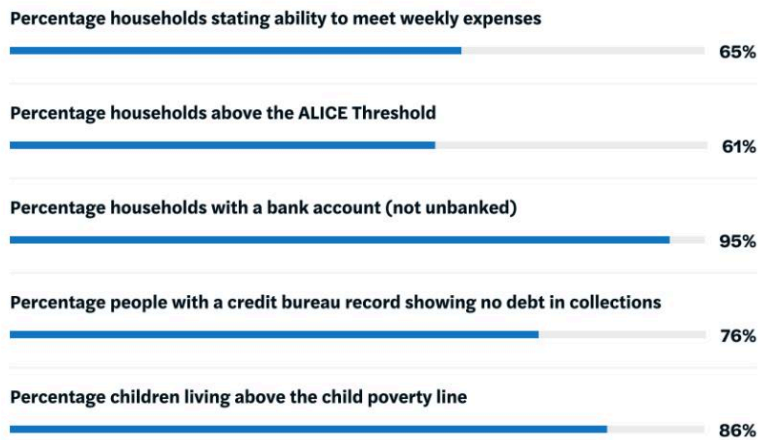


- Intra-Generational Mobility
- Inter-Generational Mobility
- Enabling Context

**Immediate Security**

Ability to meet current daily needs.

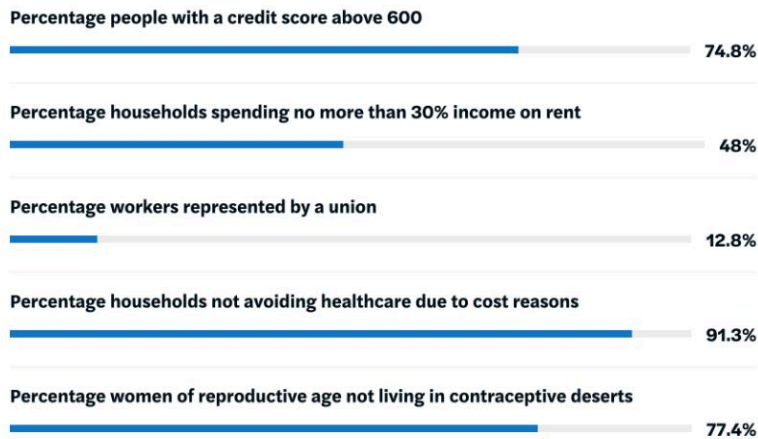
RANK: 27TH OUT OF 50



**Future Resilience**

Ability to sustain economic shocks and financial emergencies.

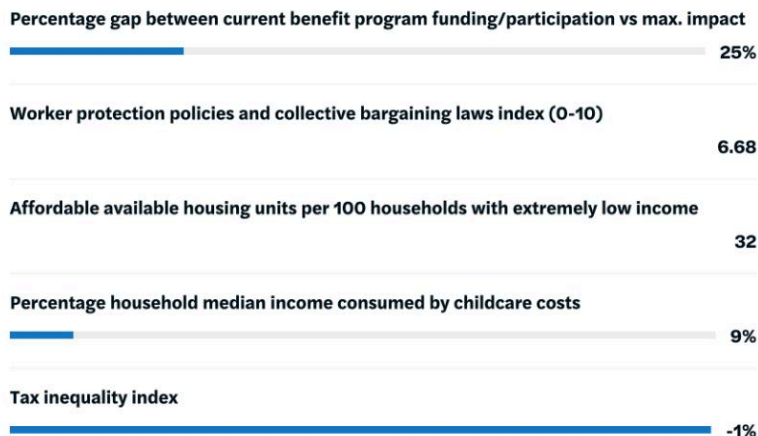
RANK: 21TH OUT OF 50



**Enabling Context**

Systems that Support Economic Security.

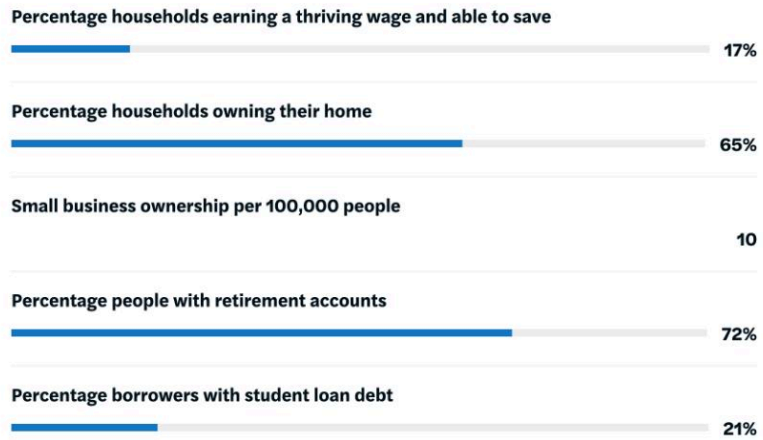
RANK: 8TH OUT OF 50



**Intra-Generational Mobility**

Ability to increase income and wealth over the course of one's life.

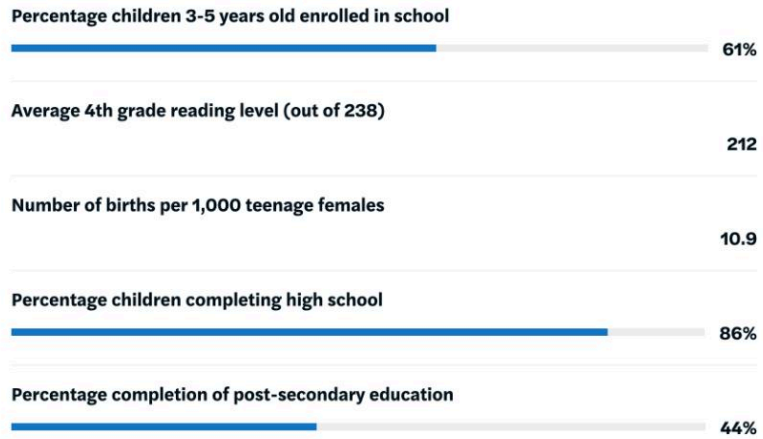
RANK: 11TH OUT OF 50



**Inter-Generational Mobility**

Factors that support children having a better economic situation in adulthood than their parents.

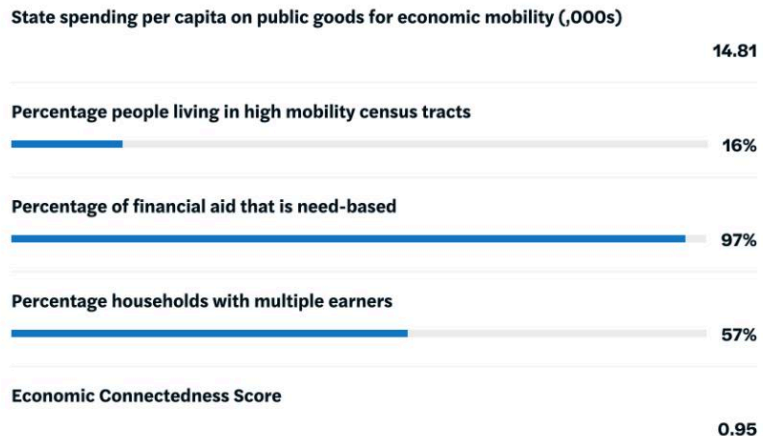
RANK: 16TH OUT OF 50



**Enabling Context**

Systems that support Economic Mobility.

RANK: 13TH OUT OF 50



# Maryland

As of September 2024

### Overview

People in every state struggle to exercise economic and political control over their lives, Maryland ranked 8th in the Dēmos Power Scorecard. For more insight into Maryland's economic and socio-political conditions, see below.

Each state scorecard and associated data can be downloaded separately.

6M  
STATE POPULATION

53%  
POPULATION OF COLOR

### AGGREGATE CONDITIONS

57 / 120 **TOP 20%**

RANK: 8TH OUT OF 50

### ECONOMIC CONDITIONS

24 / 60 **TOP 40%**

RANK: 15TH OUT OF 50

### SOCIO-POLITICAL CONDITIONS

33 / 60 **TOP 20%**

RANK: 5TH OUT OF 50

## Socio-Political Conditions

Socio-political conditions refers to factors that influence the political power, civic engagement, and well-being of individuals and communities.

33 / 60 **TOP 20%**

RANK: 5TH OUT OF 50



### CIVIC VITALITY

The ability to live freely and develop connection to their place of life.

33 / 60 **TOP 20%**

RANK: 5TH OUT OF 50



- Basic Liberties
- Community Cohesion
- Enabling Context

### DEMOCRATIC VITALITY

The ability to engage in our political process to determine who they are represented by and how they are served.

19 / 30 **TOP 20%**

RANK: 7TH OUT OF 50



- Representative Elections
- Responsive Governance
- Enabling Context

**Basic Liberties**

Ability to live freely and safely while expressing one’s identities, opinions, and beliefs.

RANK: 9TH OUT OF 50



**Community Cohesion**

Ability to shape and stay connected to local community

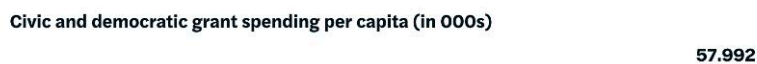
RANK: 11TH OUT OF 50



**Enabling Context**

Social and political environment that supports free, safe, and interconnected communities.

RANK: 4TH OUT OF 50



**Representative Elections**

Experience and participate in inclusive electoral processes.

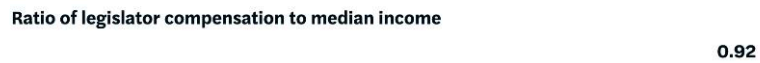
RANK: 35TH OUT OF 50



**Responsive Governance**

Experience governance responsive to the needs of its constituents.

RANK: 5TH OUT OF 50



**Enabling Context**

Systems that facilitate political participation and compel government accountability.

RANK: 11TH OUT OF 50

