



# Idaho

As of September 2024

### Overview

People in every state struggle to exercise economic and political control over their lives, Idaho ranked 30th in the Dēmos Power Scorecard. For more insight into Idaho's economic and socio-political conditions, see below.

Each state scorecard and associated data can be downloaded separately.

2M  
STATE POPULATION

21%  
POPULATION OF COLOR

### AGGREGATE CONDITIONS

44/120 **MEDIAN**

RANK: 30TH OUT OF 50

### ECONOMIC CONDITIONS

22/60 **MEDIAN**

RANK: 28TH OUT OF 50

### SOCIO-POLITICAL CONDITIONS

22/60 **BOTTOM 40%**

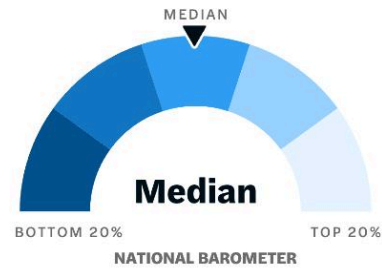
RANK: 34TH OUT OF 50

## Economic Conditions

Economic conditions refer to individual's and communities' financial well-being and the factors that impact it.

22/60 **MEDIAN**

RANK: 28TH OUT OF 50



### ECONOMIC SECURITY

The ability to meet daily needs and sustain a comfortable standard of living.

12/30 **TOP 40%**

RANK: 18TH OUT OF 50



- Immediate Security
- Future Resilience
- Enabling Context

### ECONOMIC MOBILITY

The ability to improve economic situation over time.

10/30 **MEDIAN**

RANK: 29TH OUT OF 50

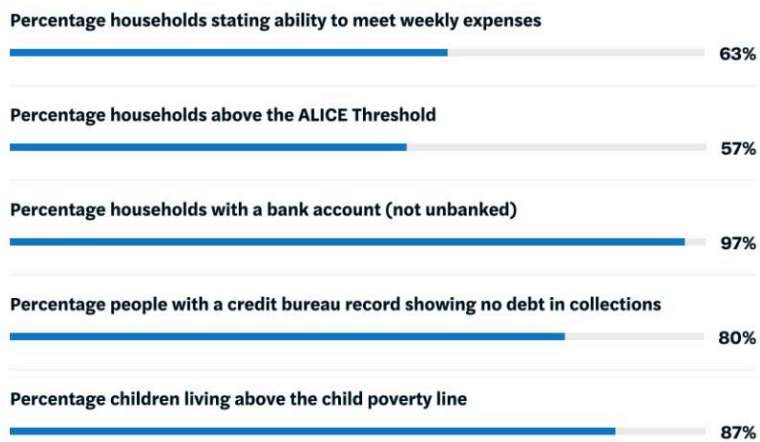


- Intra-Generational Mobility
- Inter-Generational Mobility
- Enabling Context

**Immediate Security**

Ability to meet current daily needs.

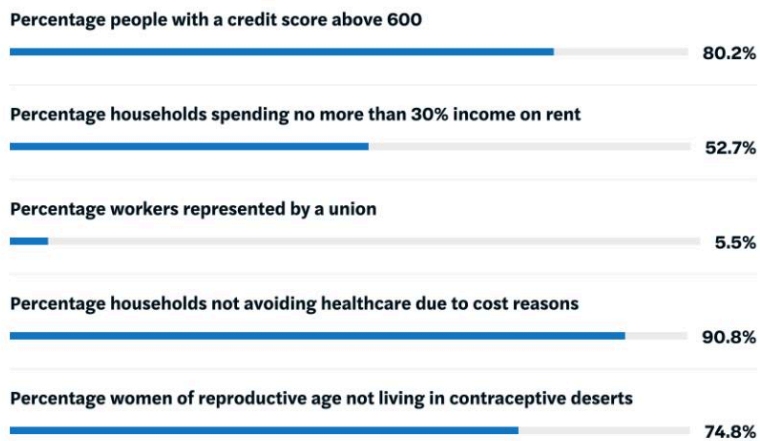
RANK: 19TH OUT OF 50



**Future Resilience**

Ability to sustain economic shocks and financial emergencies.

RANK: 19TH OUT OF 50



**Enabling Context**

Systems that Support Economic Security.

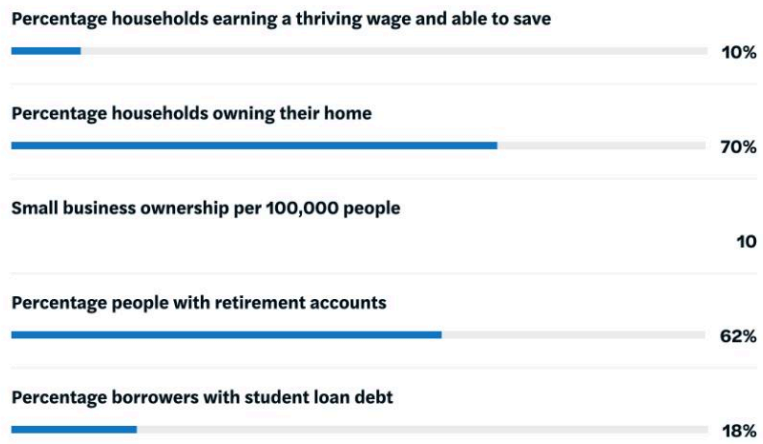
RANK: 16TH OUT OF 50



**Intra-Generational Mobility**

Ability to increase income and wealth over the course of one's life.

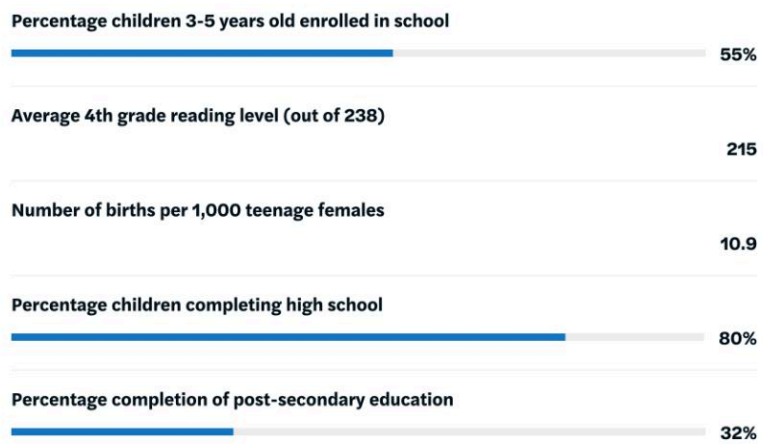
RANK: 12TH OUT OF 50



**Inter-Generational Mobility**

Factors that support children having a better economic situation in adulthood than their parents.

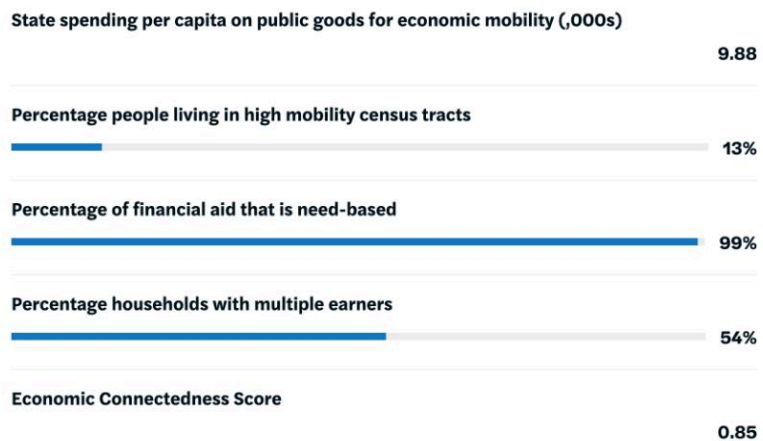
RANK: 36TH OUT OF 50

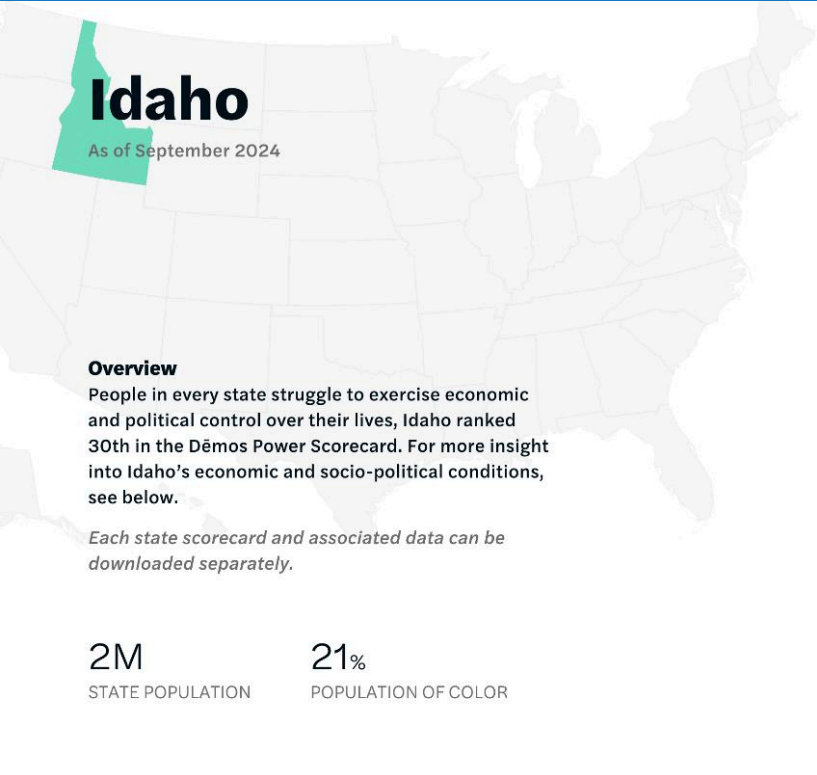


**Enabling Context**

Systems that support Economic Mobility.

RANK: 32TH OUT OF 50





AGGREGATE CONDITIONS

44/120 **MEDIAN**

RANK: 30TH OUT OF 50

ECONOMIC CONDITIONS

22/60 **MEDIAN**

RANK: 28TH OUT OF 50

SOCIO-POLITICAL CONDITIONS

22/60 **BOTTOM 40%**

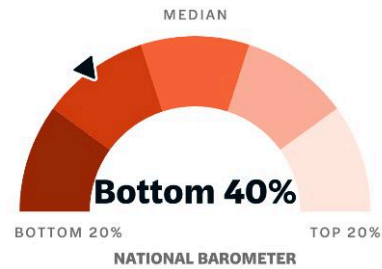
RANK: 34TH OUT OF 50

**Socio-Political Conditions**

Socio-political conditions refers to factors that influence the political power, civic engagement, and well-being of individuals and communities.

22/60 **BOTTOM 40%**

RANK: 34TH OUT OF 50



**CIVIC VITALITY**

The ability to live freely and develop connection to their place of life.

22/60 **BOTTOM 40%**

RANK: 34TH OUT OF 50



**DEMOCRATIC VITALITY**

The ability to engage in our political process to determine who they are represented by and how they are served.

12/30 **BOTTOM 40%**

RANK: 35TH OUT OF 50



**Basic Liberties**

Ability to live freely and safely while expressing one’s identities, opinions, and beliefs.

RANK: 17TH OUT OF 50



**Community Cohesion**

Ability to shape and stay connected to local community

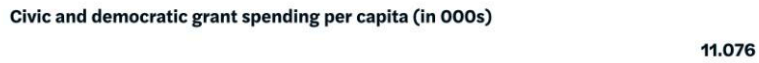
RANK: 40TH OUT OF 50



**Enabling Context**

Social and political environment that supports free, safe, and interconnected communities.

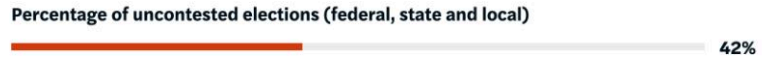
RANK: 25TH OUT OF 50



**Representative Elections**

Experience and participate in inclusive electoral processes.

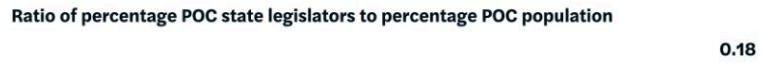
RANK: 31TH OUT OF 50



**Responsive Governance**

Experience governance responsive to the needs of its constituents.

RANK: 37TH OUT OF 50



**Enabling Context**

Systems that facilitate political participation and compel government accountability.

RANK: 31TH OUT OF 50

