

Colorado

As of September 2024

Overview

People in every state struggle to exercise economic and political control over their lives, Colorado ranked 9th in the Dēmos Power Scorecard. For more insight into Colorado's economic and socio-political conditions, see below.

Each state scorecard and associated data can be downloaded separately.

6M
STATE POPULATION

35%
POPULATION OF COLOR

AGGREGATE CONDITIONS

56/120 **TOP 20%**
RANK: 9TH OUT OF 50

ECONOMIC CONDITIONS

25/60 **TOP 40%**
RANK: 11TH OUT OF 50

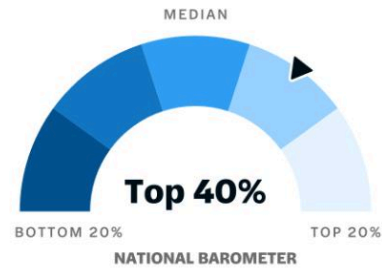
SOCIO-POLITICAL CONDITIONS

32/60 **TOP 20%**
RANK: 7TH OUT OF 50

Economic Conditions

Economic conditions refer to individual's and communities' financial well-being and the factors that impact it.

25/60 **TOP 40%**
RANK: 11TH OUT OF 50



ECONOMIC SECURITY

The ability to meet daily needs and sustain a comfortable standard of living.

12/30 **MEDIAN**
RANK: 22ND OUT OF 50



- Immediate Security
- Future Resilience
- Enabling Context

ECONOMIC MOBILITY

The ability to improve economic situation over time.

13/30 **TOP 20%**
RANK: 7TH OUT OF 50

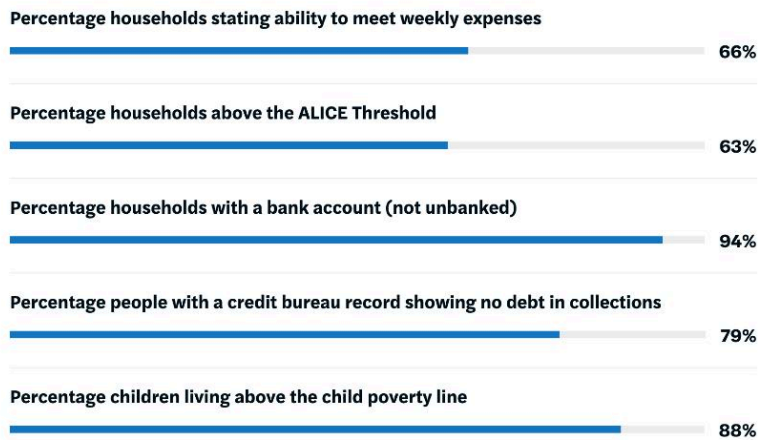


- Intra-Generational Mobility
- Inter-Generational Mobility
- Enabling Context

Immediate Security

Ability to meet current daily needs.

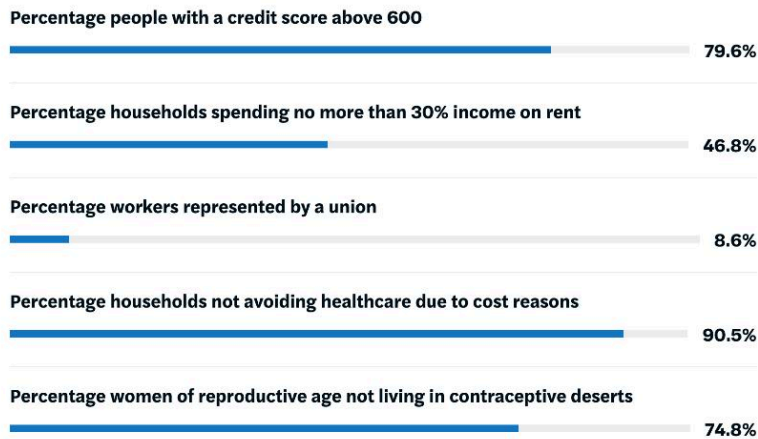
RANK: 22TH OUT OF 50



Future Resilience

Ability to sustain economic shocks and financial emergencies.

RANK: 23TH OUT OF 50



Enabling Context

Systems that Support Economic Security.

RANK: 11TH OUT OF 50



Intra-Generational Mobility

Ability to increase income and wealth over the course of one's life.

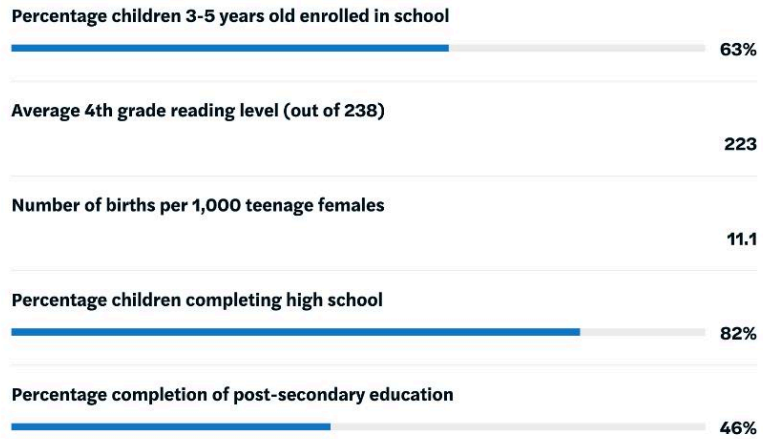
RANK: 7TH OUT OF 50



Inter-Generational Mobility

Factors that support children having a better economic situation in adulthood than their parents.

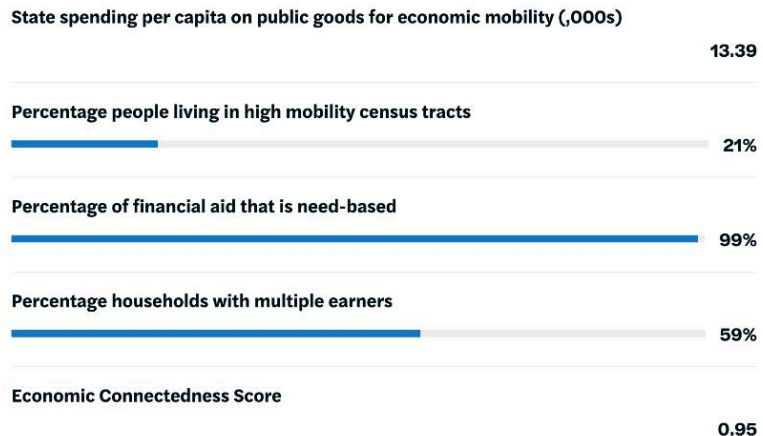
RANK: 9TH OUT OF 50



Enabling Context

Systems that support Economic Mobility.

RANK: 14TH OUT OF 50



Colorado

As of September 2024

Overview

People in every state struggle to exercise economic and political control over their lives, Colorado ranked 9th in the Dēmos Power Scorecard. For more insight into Colorado's economic and socio-political conditions, see below.

Each state scorecard and associated data can be downloaded separately.

6M
STATE POPULATION

35%
POPULATION OF COLOR

AGGREGATE CONDITIONS

56/120 **TOP 20%**

RANK: 9TH OUT OF 50

ECONOMIC CONDITIONS

25/60 **TOP 40%**

RANK: 11TH OUT OF 50

SOCIO-POLITICAL CONDITIONS

32/60 **TOP 20%**

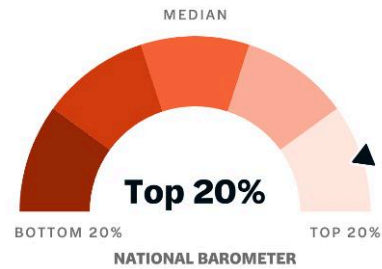
RANK: 7TH OUT OF 50

Socio-Political Conditions

Socio-political conditions refers to factors that influence the political power, civic engagement, and well-being of individuals and communities.

32/60 **TOP 20%**

RANK: 7TH OUT OF 50



CIVIC VITALITY

The ability to live freely and develop connection to their place of life.

32/60 **TOP 20%**

RANK: 7TH OUT OF 50



- Basic Liberties
- Community Cohesion
- Enabling Context

DEMOCRATIC VITALITY

The ability to engage in our political process to determine who they are represented by and how they are served.

22/30 **TOP 20%**

RANK: 1ST OUT OF 50




- Representative Elections
- Responsive Governance
- Enabling Context

Basic Liberties

Ability to live freely and safely while expressing one’s identities, opinions, and beliefs.

RANK: 38TH OUT OF 50



Community Cohesion

Ability to shape and stay connected to local community

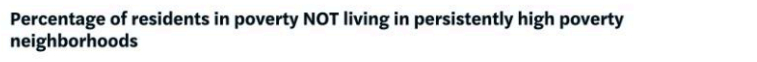
RANK: 32TH OUT OF 50



Enabling Context

Social and political environment that supports free, safe, and interconnected communities.

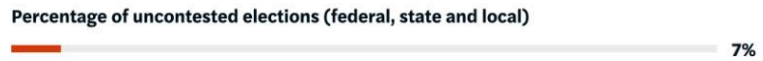
RANK: 24TH OUT OF 50



Representative Elections

Experience and participate in inclusive electoral processes.

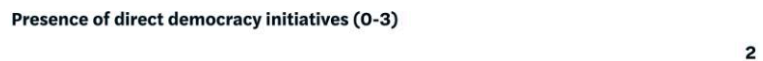
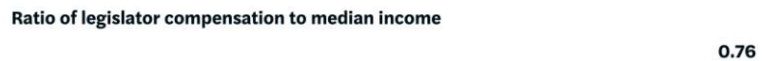
RANK: 2TH OUT OF 50



Responsive Governance

Experience governance responsive to the needs of its constituents.

RANK: 1TH OUT OF 50



Enabling Context

Systems that facilitate political participation and compel government accountability.

RANK: 9TH OUT OF 50

